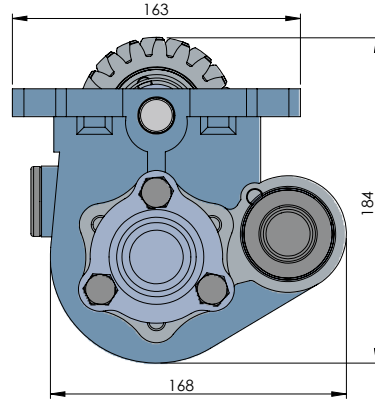
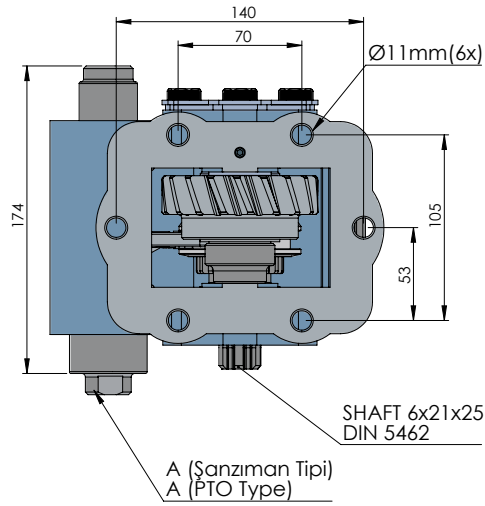
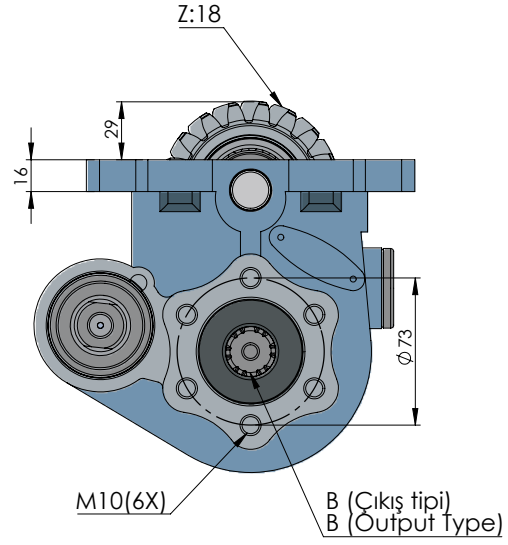


EATON 6406 SIDE UNI

EATON 6406 YAN UNI



CODE KOD	TYPE TIP (A)	MOUNTING TYPE BAĞLANTI TİPİ (B)	MOUNTING SIDE BAĞLANTI	TORQUE TORK (Kgm / Nm)	POWER GÜÇ (Hp / Kw)	SPEED DEVİR (RPM)	RATIO ORAN
50422512P0	PNEUMATIC PNÖMATİK	UNI	SIDE YAN	24Kgm 230 Nm	32Hp 24 Kw	2000 RPM	01:01
50422522P0		ISO ADAPTER ADAPTÖRLÜ ISO					
50422532P0		FLANGE FLANŞLI					
50422542P0		SHAFT ŞAFTLI					
GEARBOX / ANA ŞANZIMANLAR				USED VEHICLES / KULLANILAN BAZI ARAÇLAR			
FS 6306 A_FS 5306 A_ 6406				BMC -CHRYSLER -FORD -RENAULT			