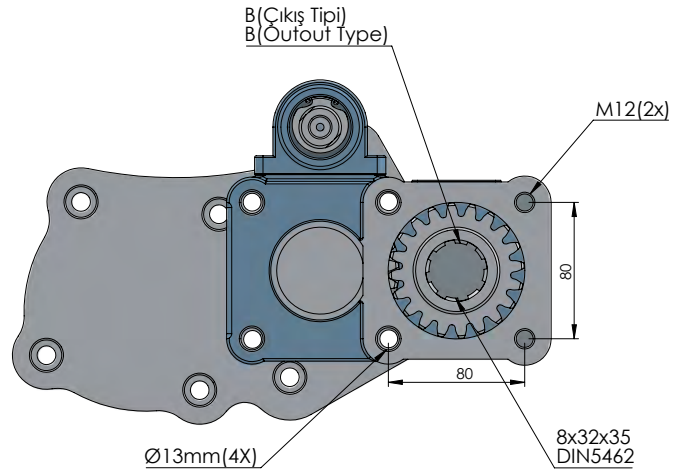
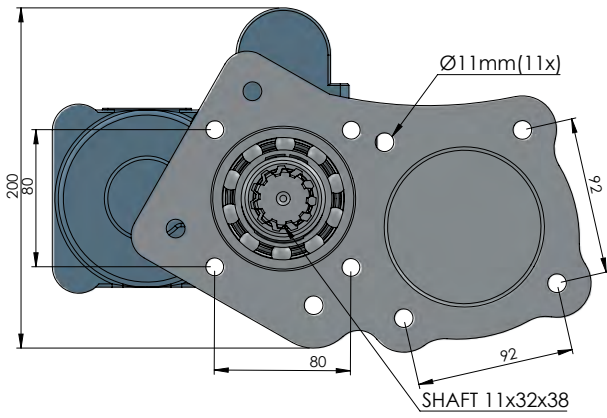
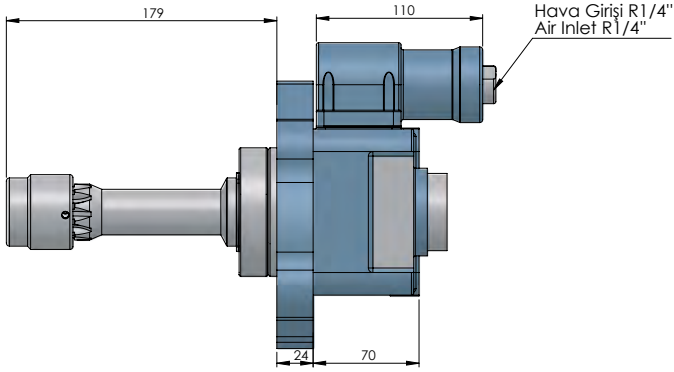


FULLER 15612 AKTARMA ISO

FULLER 15612 DOUBLE GEAR ISO



CODE KOD	TYPE TİP (A)	MOUNTING TYPE BAĞLANTI TİPİ (B)	MOUNTING SIDE BAĞLANTI	TORQUE TORK (Kgm / Nm)	POWER GÜÇ (Hp / Kw)	SPEED DEVİR (RPM)	RATIO ORAN
50513311P0	PNEUMATIC PNÖMATİK	UNI ADAPTER ADAPTÖRLÜ UNI	REAR KUYRUK	26.5 Kgm 260 Nm	24.5 Hp 8.3 Kw	675 RPM	1:1.2
50513321P0		ISO					
50513331P0		FLANGE ADAPTÖRLÜ FLANŞLI					
50513341P0		SHAFT ADAPTÖRLÜ ŞAFTLI					
GEARBOX / ANA ŞANZİMANLAR				USED VEHICLES / KULLANILAN BAZI ARAÇLAR			
EATON-PTO FULLER 11612-12612-13612-15612-14607-16612 A/H (675 RPM, SOL)				440E42-720E37 EUROTECH-EUROTRACER-EUROSTAR / LEYLAND 80.330-85.330-85.400 DAF / 190.36-240.36 IVECO / FODEN 4275 SEDON ATKINSON 3.11 L25 / ERF E 14.35 TT - EC10-EC 11 400E34 IVECO - SEDDON 23.405 / STEYR			

Seçeğinizin pompanın dönüş yönü, P.T.O. dönüş yönü ile ters olmalıdır.
The rotation of the choosen pump has to be opposite with the rotation of P.T.O.

P.T.O. montaj edildikten sonra ana şanzıman yağını tamamlayın.
Fill the oil of the gear box after mounting the P.T.O.

management of power

FULLER

HIPOSAN

POWER TAKE-OFFS
P.T.O.