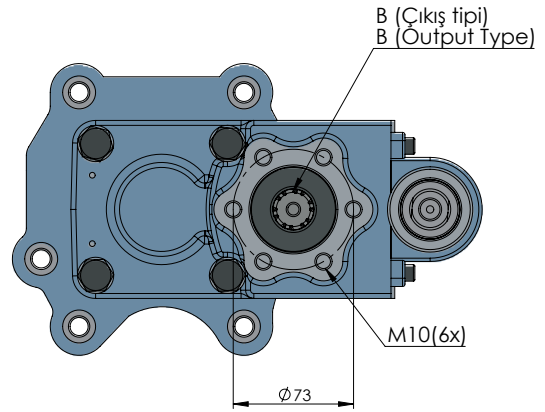
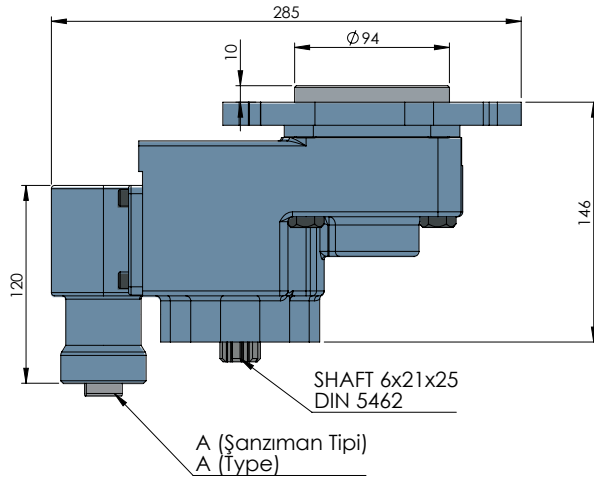
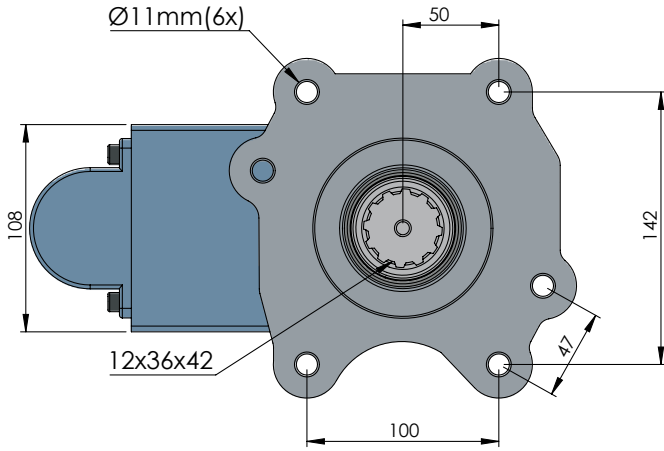


MERCEDES ATEGO 6 DELİK AKTARMALI UNI

MERCEDES ATEGO 6 HOLES DOUBLE GEAR UNI



CODE KOD	TYPE TİP (A)	MOUNTING TYPE BAĞLANTI TİPİ (B)	MOUNTING SIDE BAĞLANTI	TORQUE TORK (Kgm / Nm)	POWER GÜÇ (Hp / Kw)	SPEED DEVİR (RPM)	RATIO ORAN
50123311P0	PNEUMATIC PnöMATİK	UNI	REAR KUYRUK	22,4 Kgm 219,7 Nm	20 Hp 14,9 Kw	650	1:1,12
50123321P0		ISO ADAPTER ADAPTÖRLÜ ISO					
50123331P0		FLANGE FLANŞLI					
50123341P0		SHAFT ŞAFTLI					
GEARBOX / ANA ŞANZIMANLAR				USED VEHICLES / KULLANILAN BAZI ARAÇLAR			
G 56-6				815(4x2)-816-1215-1517 ATEGO (2006) ATEGO 918-1216 / ACCELO MERCEDES-BENZ 1016 (BRAZIL)			

Seçeğinizin pompanın dönüş yönü, P.T.O. dönüş yönü ile ters olmalıdır.
The rotation of the choosen pump has to be opposite with the rotation of P.T.O.

P.T.O. montaj edildikten sonra ana şanzıman yağını tamamlayın.
Fill the oil of the gear box after mounting the P.T.O.

management of power

MERCEDES

HIPOSAN

POWER TAKE-OFFS
P.T.O.