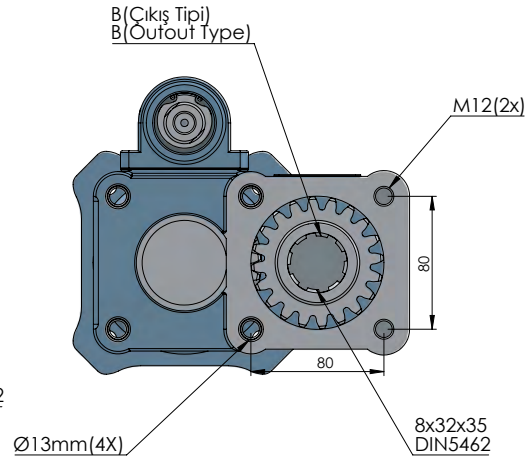
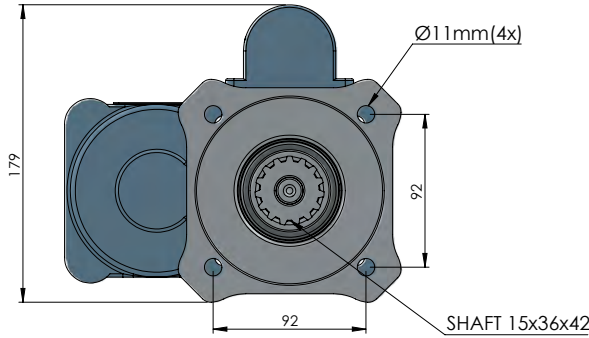
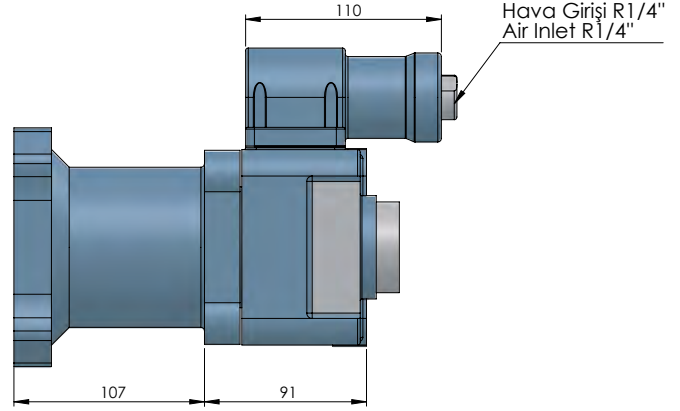


FULLER 11609 DOUBLE GEAR ISO

FULLER 11609 AKTARMA ISO



CODE KOD	TYPE TİP (A)	MOUNTING TYPE BAĞLANTI TİPİ (B)	MOUNTING SIDE BAĞLANTI	TORQUE TORK (Kgm / Nm)	POWER GÜÇ (Hp / Kw)	SPEED DEVİR (RPM)	RATIO ORAN
50510311P0	PNEUMATIC PNÖMATİK	UNI ADAPTER ADAPTÖRLÜ UNI	REAR KUYRUK	26.5 Kgm 260 Nm	32.9 Hp 24.5 Kw	900 RPM	1:1.2
50510321P0		ISO					
50510331P0		FLANGE ADAPTÖRLÜ FLANŞLI					
50510341P0		SHAFT ADAPTÖRLÜ ŞAFTLI					
GEARBOX / ANA ŞANZİMANLAR				USED VEHICLES / KULLANILAN BAZI ARAÇLAR			
EATON-PTO FULLER RT-RTF-RTO-RTX-RTOF-RTOX-MRT11609A-B RT-RTX-RTO-RTL- RT00-RT0OF-RT0OX 11509-14613-15613-15615 A-B-H / RTO-RTX 11709,12609 / RTO 11608 LL / RTX 11613 B/RT-RTX 11709 H-B / RT-RTF 910 / RTO 910 / RT1110 / RTO 1110 RT 7609 / RTO-RTX 7609 / RT-RTO 7613 / RT-RTF 9509 A-C RT-RTF-MRT-MRTO-RTO-RTOF 9509, 9513, 9710 A-B RT-RTO-RTX 12509,12513,12709 H,12710 B/RT-RTF-RTO-RTOF-RTL- RTX 14608 LL,14609,14613,14710E (900 RPM, SOL)				19.361-26.321-26.240-26.280 MAN / 180.24-180-26-190.26-190.30-190.35-190.42-298.38-240. 36-330.26-330.30-330.85-380E30 IVECO 70-26 FATİH BMC /DAF 85-26052800-2815-3030-3300 -3330-3600-4400 / ERF E6-E8-E12-EC 14 / LEYLAND / FODEN 4000 / MAGIRUS			