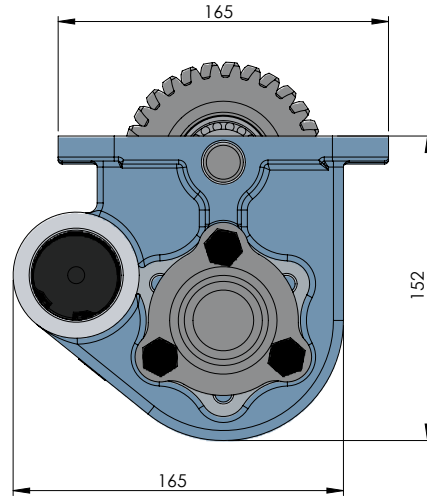
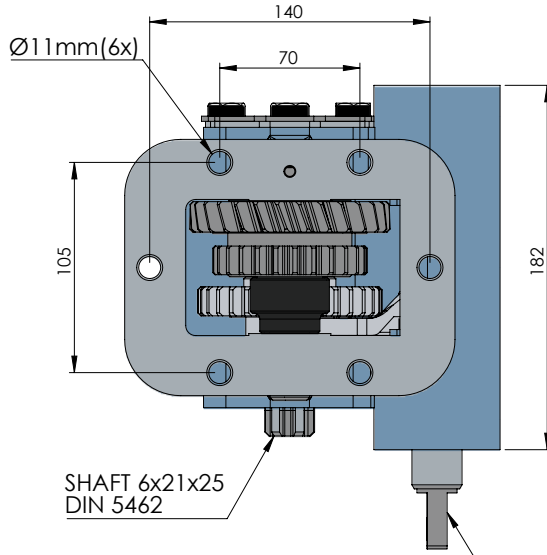
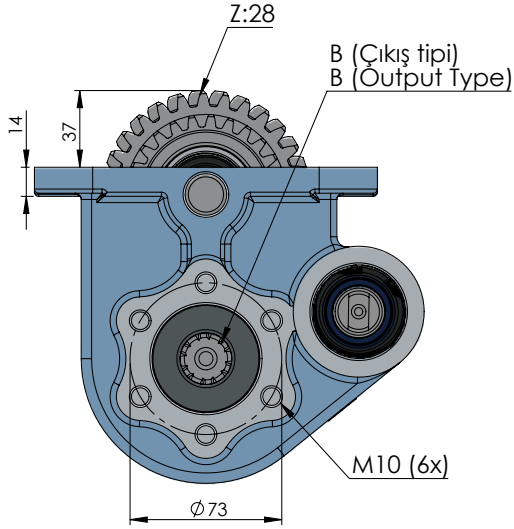


## ZF 6S 300 YAN UNI

## ZF 6S 300 SIDE UNI



CODE KOD	TYPE TİP (A)	MOUNTING TYPE BAĞLANTI TİPİ (B)	MOUNTING SIDE BAĞLANTI	TORQUE TORK (Kgm / Nm)	POWER GÜÇ (Hp / Kw)	SPEED DEVİR (RPM)	RATIO ORAN
50215512M0	MEKANİK MECHANIC	UNI	SIDE YAN	23 Kgm 238 Nm	30 Hp 23 Kw	1000	1:0.8
50215522M0		ISO ADAPTER ADAPTÖRLÜ ISO					
50215532M0		FLANGE FLANŞLI					
50215542M0		SHAFT ŞAFTLI					
GEARBOX / ANA ŞANZIMANLAR				USED VEHICLES / KULLANILAN BAZI ARAÇLAR			
2000 / SCAM 4X4 FOR GEARBOX TYPE ZF ECOLITE 6S 300 (6,73) [0.800 RIGHT] ZF ECOLITE 6S 350 (6373) [0.580 RIGHT]				110 dCi-130 dCi-14-dCi-150dCi-160 Dxi RENAULT MASCOTT / IVECO 35 C 13 DAILY GAMMA 2000 / SCAM 4X4 40 C 15 / 65 C 15 / IVECO LEONCINO 60Y13 / HISARLAR HISCAR-TURKAR 4X4			

ZF

HIPOSAN

POWER TAKE-OFFS  
P.T.O.