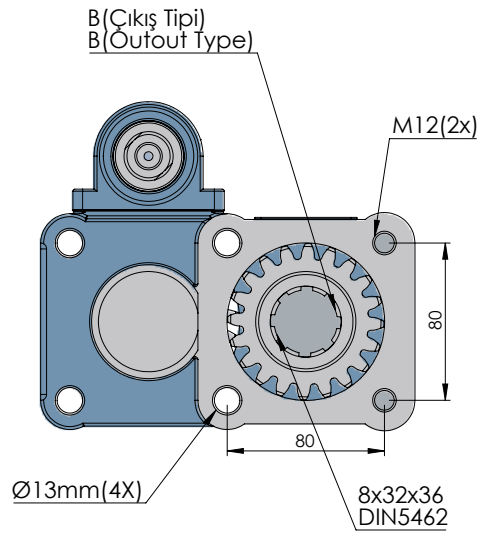
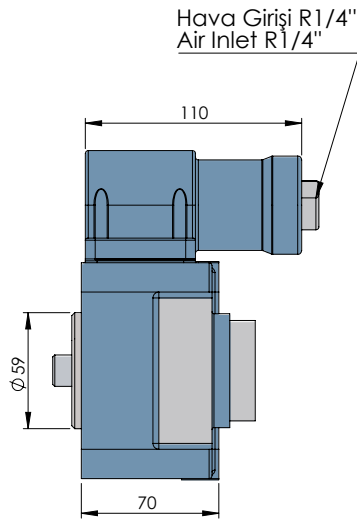
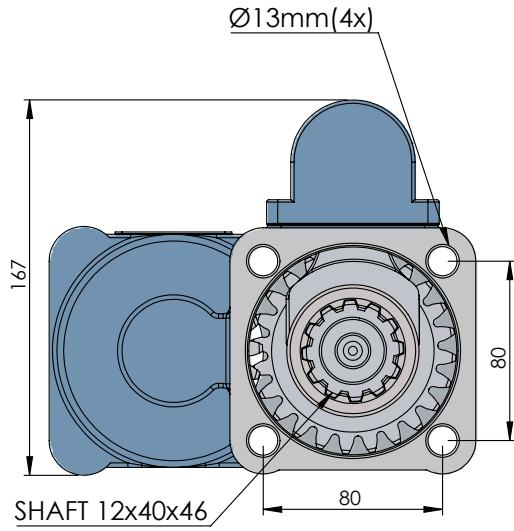


EATON 6109 AKTARMA ISO

EATON 6109 DOUBLE GEAR ISO



CODE KOD	TYPE TİP (A)	MOUNTING TYPE BAĞLANTI TİPİ (B)	MOUNTING SIDE BAĞLANTI	TORQUE TORK (Kg / Nm)	POWER GÜC (Hp / Kw)	SPEED DEVİR (RPM)	RATIO ORAN
50414311P0	PNEUMATIC PNÖMATİK	UNI ADAPTER ADAPTÖRLÜ UNI	REAR KUYRUK	26,5 Kg 260 Nm	24,5 HP 18,3 Kw	675 RPM	1/1,2
50414321P0		ISO					
50414331P0		FLANGE ADAPTÖRLÜ FLANŞLI					
50414341P0		SHAFT ADAPTÖRLÜ ŞAFTLI					
GEARBOX / ANA ŞANZİMANLAR				USED VEHICLES / KULLANILAN BAZI ARAÇLAR			
EATON FS/FSV/FSO/H/V 6109(6,59-8,81-12,64)-6209-8209(8,76-12,57) FS/FSV/FSO/H/V 5109-6309-8309 (7,84-6,59-8,76-9,45-12,637) A EATON ES 11109 DD (8,81) - ES 11109 LH ESO 14409 EATON ESO 14409 FORD 2018				214.26-220.26-280 FATİH / 2520L-2621 FORD CARGO / 522-822-620 BMC 280 / FODEN 3000 26.234-26.264-26.284 MAN 6X2 EURO / SEDDON 211 / NISSAN CPC 16 / RENAULT MIDLUM 270 TATA LPTA 1621 TC 6x6-LPS 4021 TC / ERF E6 / 1626 JAC MISIR / AMW INDIA 4930- 4018-2518 ISUZU FXZ 23 / HINO FM1JNRA-JNPD-JKPA-GVW 26T / MITSUB-ISHI M527M2L / 527M3L / FN 627 NISSAN UD177ETN-CWA211MHRR-CWA214-CPC16 / HINO 500 SERIES GH1JLPD EURO 2 / 18.264 MAN M			

Seçeğinizin pompanın dönüş yönü, P.T.O. dönüş yönü ile ters olmalıdır.
The rotation of the choosen pump has to be opposite with the rotation of P.T.O.

P.T.O. montaj edildikten sonra ana şanzıman yağını tamamlayın.
Fill the oil of the gear box after mounting the P.T.O.

management of power

EATON

HIPOSAN

POWER TAKE-OFFS
P.T.O.