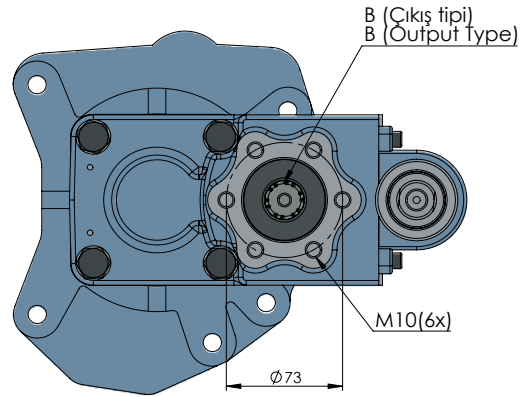
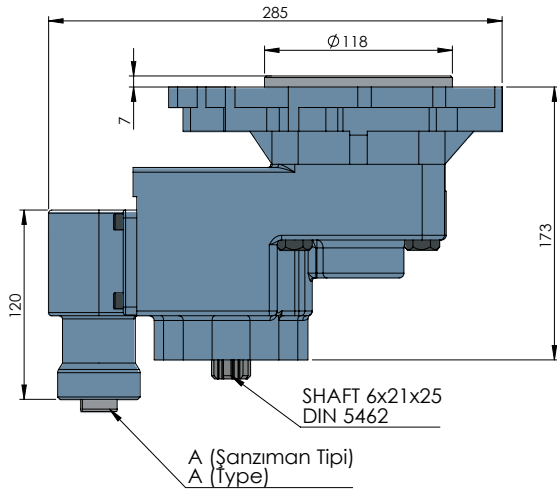
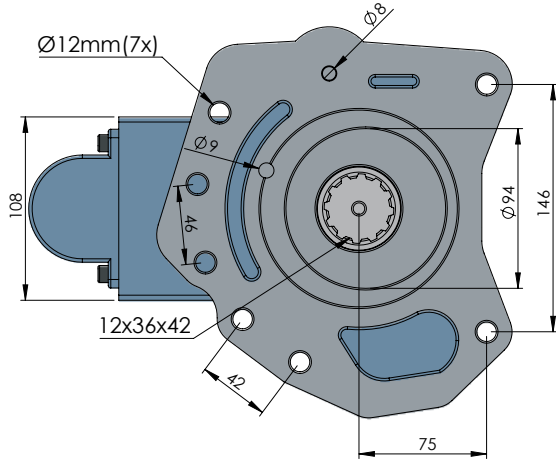


MERCEDES G100-3 GRUBA SABİT AKTARMA UNİ

MERCEDES G 100-3 DOUBLE GEAR UNİ



CODE KOD	TYPE TİP (A)	MOUNTING TYPE BAĞLANTI TİPİ (B)	MOUNTING SIDE BAĞLANTI	TORQUE TORK (Kgm / Nm)	POWER GÜÇ (Hp / Kw)	SPEED DEVİR (RPM)	RATIO ORAN
5012431P0	PNEUMATIC PNÖMATİK	UNI	REAR KUYRUK	22,4 Kgm 219,7 Nm	20 Hp 14,9 Kw	650	1:1,12
5012432P0		ISO ADAPTER ADAPTÖRLÜ ISO					
5012433P0		FLANGE FLANŞLI					
5012434P0		SHAFT ŞAFTLI					
GEARBOX / ANA ŞANZIMANLAR				USED VEHICLES / KULLANILAN BAZI ARAÇLAR			
G 100-12 G 100-12 / G 140-8				1528-1823-1828-1924-2523-2528-2623-2628-2832-3224-3228 AXOR / 2632 ACTROS 823-923- 1023-1223-1225-1228-1323-1328-1523-1528-1828-2528-2628 ATEGO			

Seçtiğiniz pompanın dönüş yönü, P.T.O. dönüş yönü ile ters olmalıdır.
The rotation of the chosen pump has to be opposite with the rotation of P.T.O.

P.T.O. montaj edildikten sonra ana şanzıman yağını tamamlayın.
Fill the oil of the gear box after mounting the P.T.O.

management of power

MERCEDES

HIPOSAN

POWER TAKE-OFFS
P.T.O.