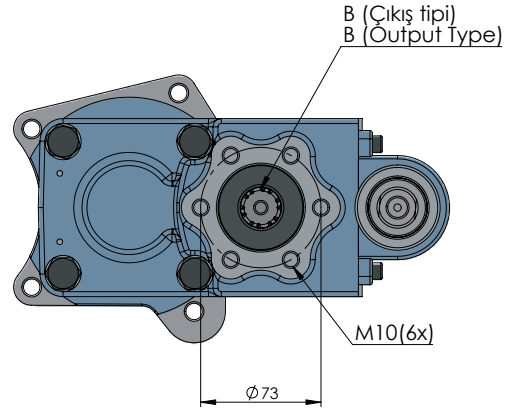
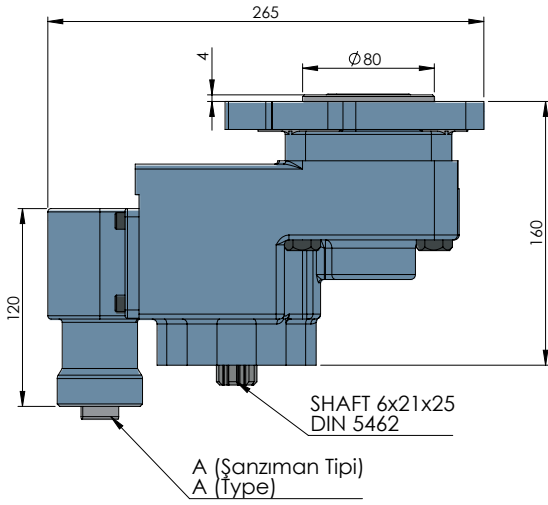
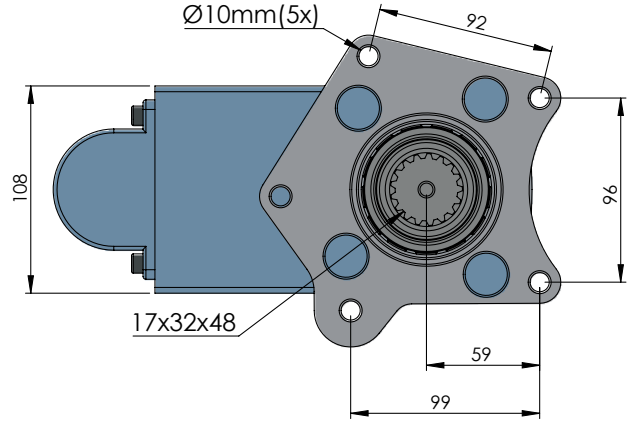


MERCEDES 352-2 DOUBLE GEAR UNI

MERCEDES 352-2 AKTARMA LI UNI



| CODE KOD | TYPE TİP (A) | MOUNTING TYPE BAĞLANTI TİPİ (B) | MOUNTING SIDE BAĞLANTI | TORQUE TORK (Kgm / Nm) | POWER GÜÇ (Hp / Kw) | SPEED DEVİR (RPM) | RATIO ORAN |
|---|-----------------------|------------------------------------|------------------------------|---|---------------------------|-------------------------|---------------|
| 50120311P0 | PNEUMATIC PNÖMATİK | UNI | REAR KUYRUK | 22,4 Kgm 219,7 Nm | 20 Hp 14,9 Kw | 650 | 1:1,12 |
| 50120321P0 | | ISO ADAPTER ADAPTÖRLÜ ISO | | | | | |
| 50120331P0 | | FLANGE FLANŞLI | | | | | |
| 50120341P0 | | SHAFT ŞAFTLI | | | | | |
| GEARBOX / ANA ŞANZIMANLAR | | | | USED VEHICLES / KULLANILAN BAZI ARAÇLAR | | | |
| 63 / 32,36,40,45,50,55,60,61 (5/8,98-5/7,508-6/8,5-5/6,106) | | | | 315-352-362-383-609-710-712-809-812-813-814-817-911-913-914-1017-1113-1114-1213-1216- 1318-1414-1618 Mercedes | | | |

MERCEDES

POWER TAKE-OFFS
P.T.O.
HIPOSAN®