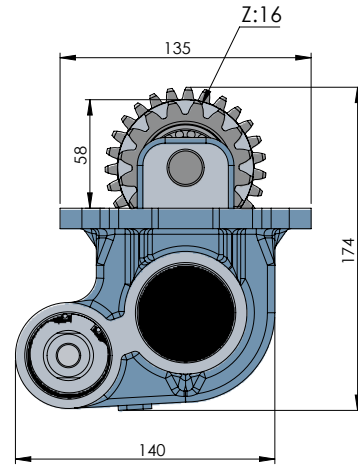
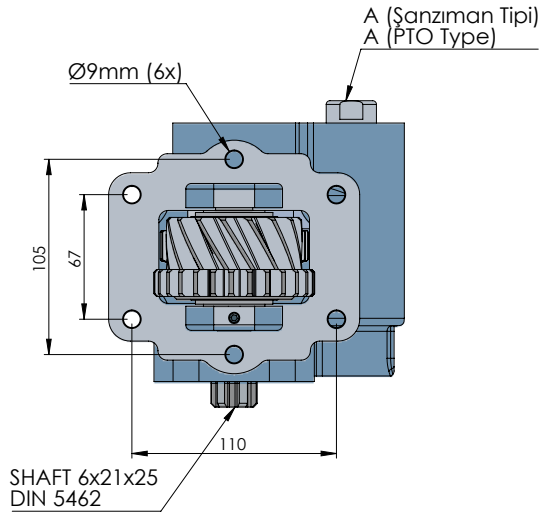
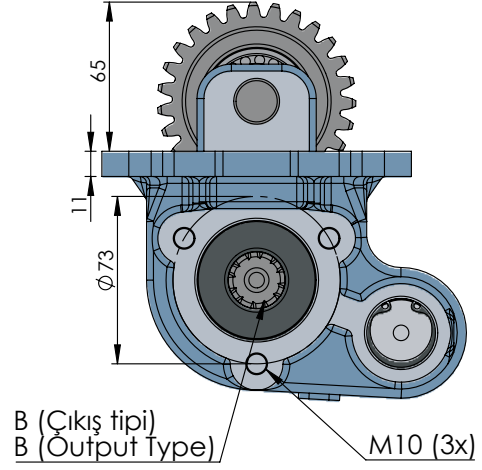


MERCEDES 608-808 SIDE UNI

MERCEDES 608-808 YAN UNI



CODE KOD	TYPE TİP (A)	MOUNTING TYPE BAĞLANTI TİPİ (B)	MOUNTING SIDE BAĞLANTI	TORQUE TORK (Kgm / Nm)	POWER GÜÇ (Hp / Kw)	SPEED DEVİR (RPM)	RATIO ORAN
50131512P0	PNEUMATIC PNÖMATİK	UNI	RIGHT SIDE SAĞ YAN	18,3 Kgm 179,5 Nm	16,8 Hp 12,5 Kw	750	1:1,12
50131522P0		ISO ADAPTER ADAPTÖRLÜ ISO					
50131532P0		FLANGE FLANŞLI					
50131542P0		SHAFT ŞAFTLI					
GEARBOX / ANA ŞANZIMANLAR				USED VEHICLES / KULLANILAN BAZI ARAÇLAR			
MERCEDES 307 - MERCEDES 309 - MERCEDES 328 - MERCEDES 508 - MERCEDES 608 D - MERCEDES 610 - MERCEDES 708 - MERCEDES 709				608 - 808			

MERCEDES

HIPOSAN®

POWER TAKE-OFFS
P.T.O.